

# WORDCAMP IRUN 2018

*Ekaina 2-3 junio*



Fernando Tellado

@fernandot

Ayuda  WordPress

 SiteGround *yith*



... hagamos algo de historia

EN EL PRINCIPIO TODO ERA CÓDIGO

# EL PLACER DE TECLEAR

LDPath Demo

URL

Program

```
1 @prefix schema: <http://schema.org/> ;
2 @prefix foaf: <http://xmlns.com/foaf/0.1/> ;
3 @prefix dcterms: <http://purl.org/dc/terms/> ;
4
5 uri = foaf:primaryTopic :: xsd:string ;
6 name = foaf:primaryTopic / schema:name :: xsd:string ;
7 birthDate = foaf:primaryTopic / schema:birthDate :: xsd:string ;
8
9 books = foaf:primaryTopic / rdfs:seeAlso[rdf:type is schema:Creative
10
11 sameAs = f]
```

foaf	local
rdf	local
rdfs	local
prefix	local

```
],
"birthDate": [
  "1950-02-17"
],
"books": [
  "Fish : the complete guide to buying and cooking",
  "Food matters a guide to conscious eating with
recipes",
  "How to Cook Everything : Simple Recipes for
  "Kitchen express",
  "Mark bittman's kitchen express 404 inspired
you can make in 20 minutes or less",
  "Mark Bittman's quick and easy recipes from
es"
]
```

```

* are just resent later, or with a different changelog.
*
*/
function version_DELETE($project) {

  // Obviously requires a valid `lock` hash
  $this->requires_permission($project);
  assert('is_numeric($this->rev)');

  // Hide all entries for revision
  $r = db([
    " UPDATE release ",
    "   SET :. " => ["hidden" => 1, "deleted" => 1, "flag" => 0]
    " WHERE :& " => ["name" => $this->name, "version" => $this->
  ]);

  return $r ? array("success" => TRUE) : $this->error_exit(NULL);
}
```

```
/**
 * HBI editing
```



```
7
8 <ul>
9   <li>Chico</li>
10  <li>Groucho</li>
11  <li>Harpo</li>
12  <li>Zeppo</li>
13  <li>Gummo</li>
14 </ul>
15
```

```
14 </tr>
13 <tr><td>Groucho</td></tr>
```

Y OBTENÍAMOS RESULTADOS...

# K2 ¡QUÉ RECUERDOS!



- All Pages
- Add New
- Comments
- Appearance
- Themes
- Widgets
- Menus
- K2 Options
- Header
- Editor
- Plugins
- Users
- Tools
- Settings
- Collapse menu

K2Pro

## Custom Header

Preview



Upload Image

You can upload a custom header image to be shown at the top of your site instead of the default one. On the next screen you will be able to crop the image. Images of exactly **780 x 200 pixels** will be used as-is.

Choose an image from your computer:

Remove Image

This will remove the header image. You will not be able to restore any customizations.

Reset Image

This will restore the original header image. You will not be able to restore any customizations.

Display Text

No  Yes

Text Color

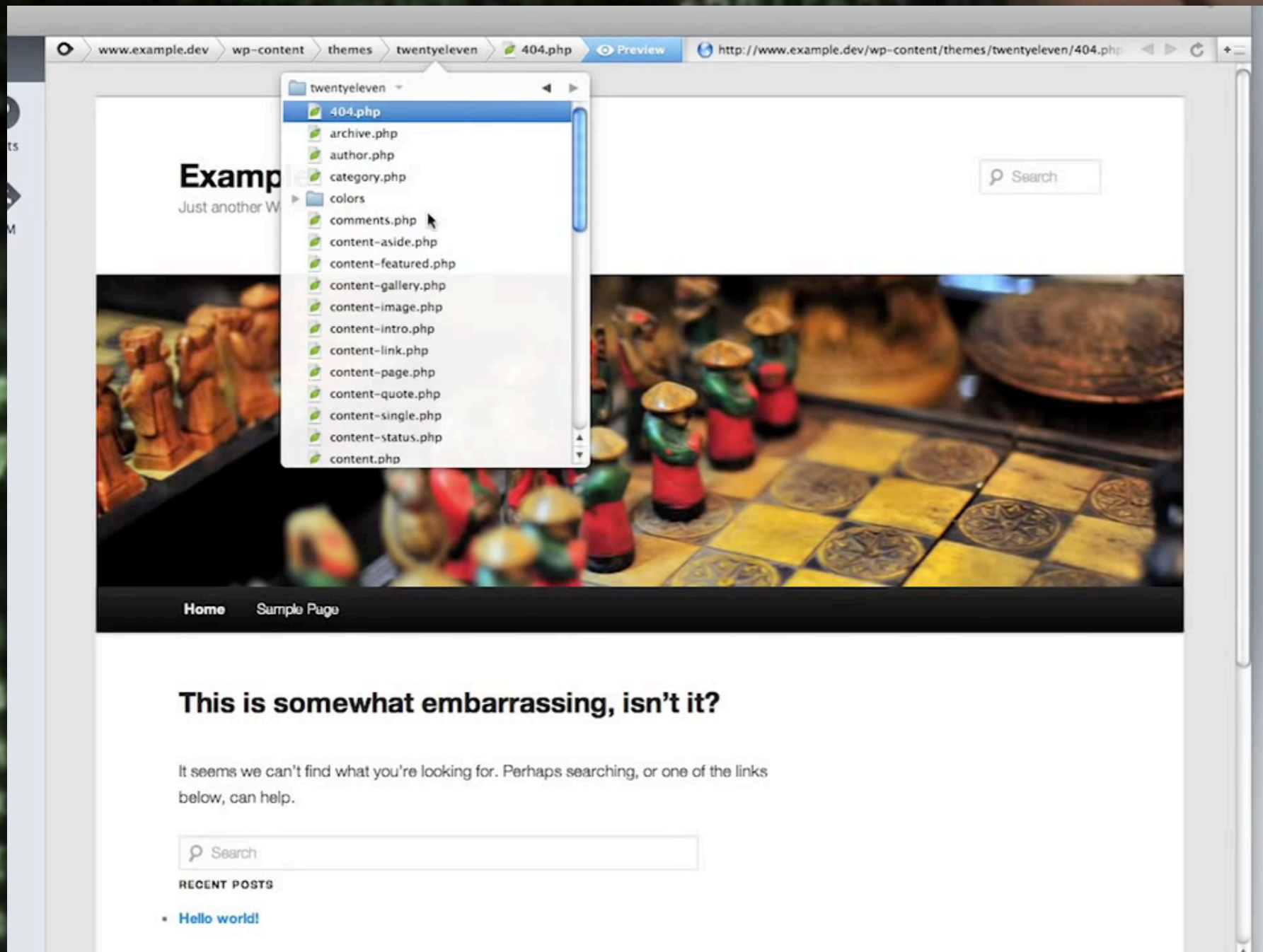

Text Color

Display Text

No  Yes

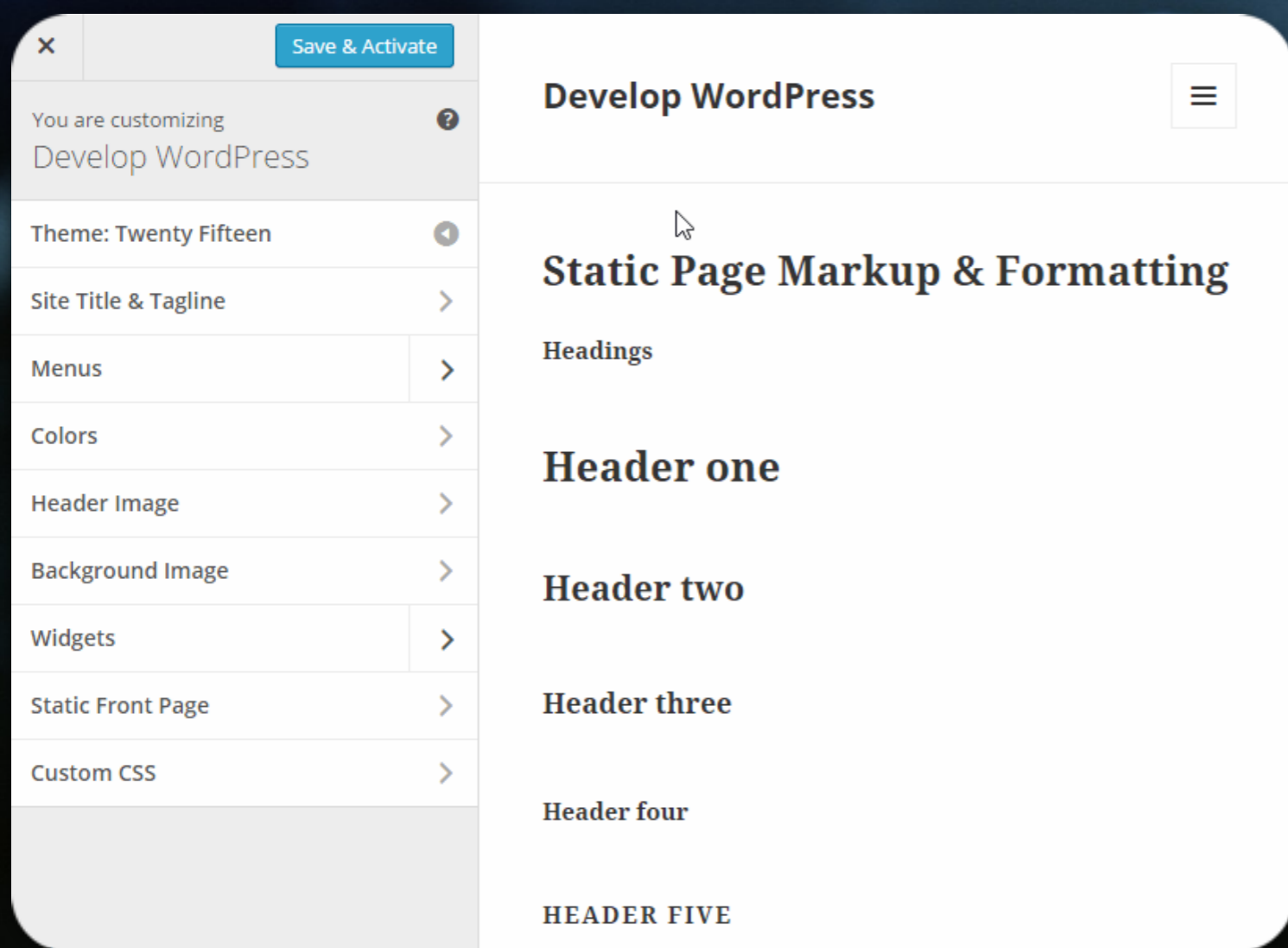
PERO NOS EMPEZÓ A GUSTAR INCLUSO CODA

# CAÍMOS EN EL LADO OSCURO



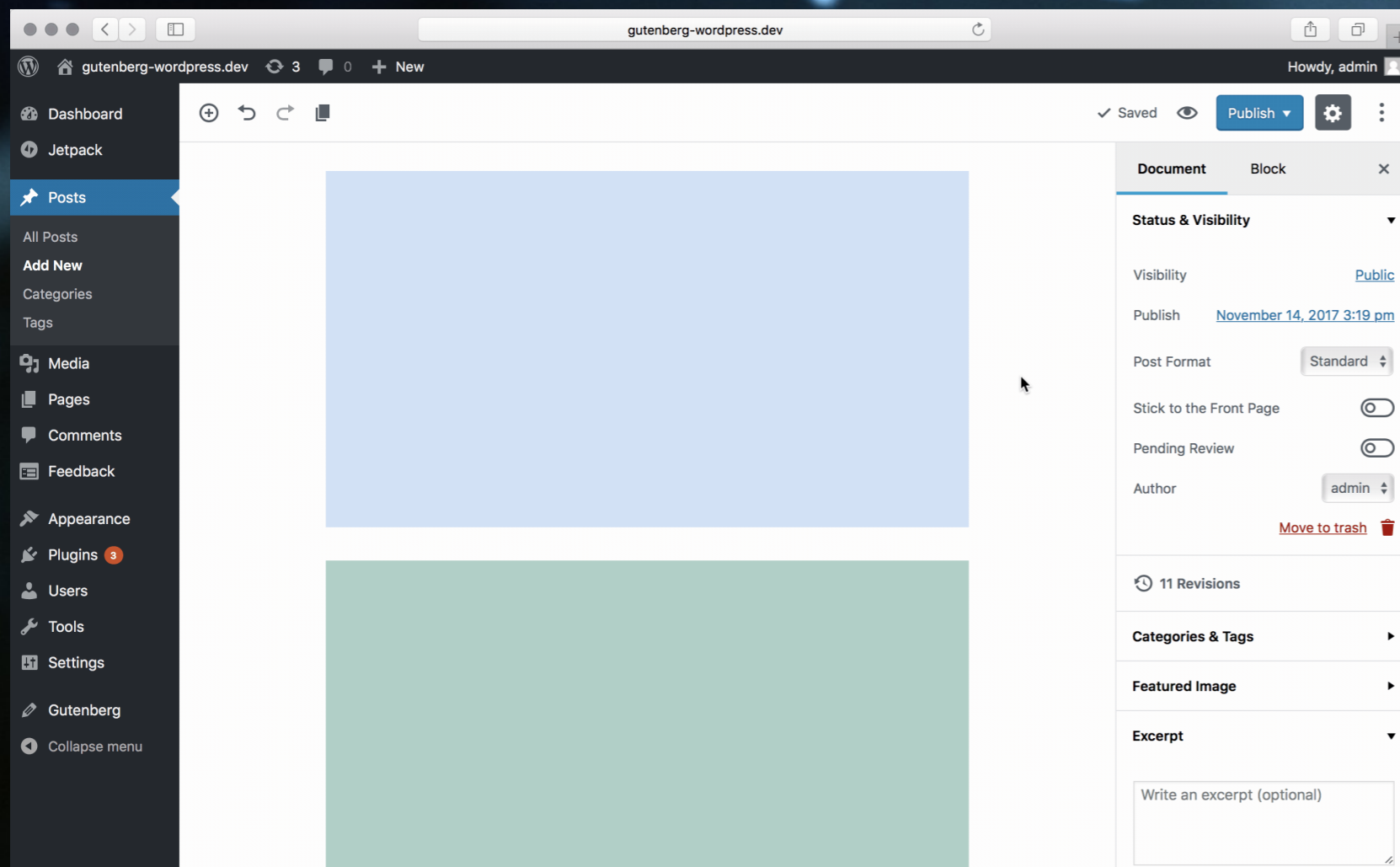
Y WORDPRESS SE VOLVIÓ VISUAL

¿TU TAMBIÉN HIJO MÍO?



Y WORDPRESS SE VOLVIÓ VISUAL

¿TU TAMBIÉN HIJO MÍO?



```
wp.blocks.registerBlockType( name: string, typeDefinition: Object )
```

PERO ¿CUÁNDO?

HACE MUCHO, MUCHO TIEMPO...

EN UNA GALAXIA MUY CERCANA





PERO ¿CUÁNDO?

HACE MUCHO, MUCHO TIEMPO...  
EN UNA GALAXIA MUY CERCANA



	VERSIÓN WP	FECHA
SHORCODE API	2.5	28-03-2008

PERO ¿CUÁNDO?

HACE MUCHO, MUCHO TIEMPO...  
EN UNA GALAXIA MUY CERCANA



VERSIÓN WP

FECHA

SHORCODE  
API

2.5

28-03-2008

CUSTOMIZER  
API

3.4

13-06-2012

PERO ¿CUÁNDO?

HACE MUCHO, MUCHO TIEMPO...  
EN UNA GALAXIA MUY CERCANA



**VERSIÓN WP**

**FECHA**

**SHORCODE  
API**

2.5

28-03-2008

**CUSTOMIZER  
API**

3.4

13-06-2012

**BLOCK  
API**

5.0

xx-xx-2018

NO QUEDÓ AHÍ LA COSA





NO QUEDÓ AHÍ LA COSA

# LLEGARON ... ¡LOS MAQUETADORES!



NOS ATRAPARON...

# EN LA ESTRELLA DE LA MUERTE



The screenshot shows a vertical sidebar of module options for a website builder. The modules listed include:

- Fullwidth Slider
- Blurb (multiple instances)
- Call To Action
- Text
- Image

Each module has a small icon, a name, and an 'X' icon for removal. There are also 'Insert Module(s)' and 'Add Row' buttons. The interface is clean and modern, with a light blue and grey color scheme.

The screenshot shows a website for 'daniel fava COUNSELING'. The website has a navigation menu with links for HOME, SERVICES, ABOUT ME, BASIC PAGE, BLOG, and CONTACT. The main content area features a large, light blue background image of a mountain range over water. The headline reads 'AN ATTENTION-GRABBING HEADLINE' followed by a sub-headline: 'This can be your short introduction sentence about who you help in your private practice and what you help them to achieve.' Below this is a 'MY SERVICES' button. Further down, there is a section titled 'I'M HERE TO HELP.' with three images of people: a man, a woman, and a couple. The website is designed to be professional and inviting.

NOS ATRAPARON...

# EN LA ESTRELLA DE LA MUERTE



elementor

ELEMENTS GLOBAL

Search Widget...

Columns Heading

Image Text Editor

Video Button

Divider Spacer

Google Maps Icon

PRO ELEMENTS

Posts Portfolio

Form Template


SAVE

ADD NEW SECTION ADD TEMPLATE

Or drag widget here

PERO NOS QUEDABA WORDPRESS

Y MANDAMOS A NUESTRAS TROPAS





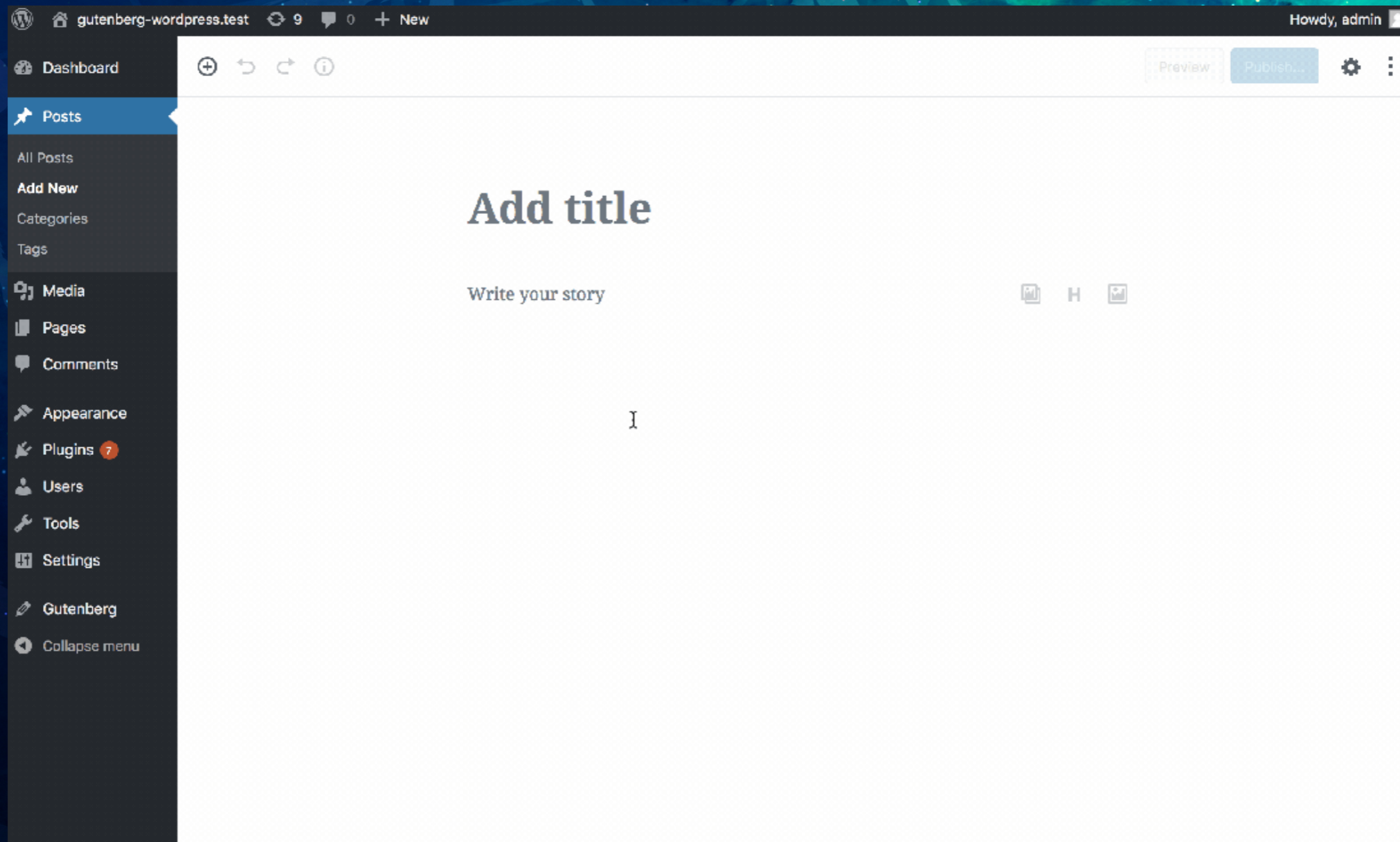
PERO NOS QUEDABA WORDPRESS

Y MANDAMOS A NUESTRAS TROPAS



Y WORDPRESS NOS ENVIÓ A...

GUTENBERG



Y WORDPRESS NOS ENVIÓ A...

# GUTENBERG



A screenshot of the WordPress Gutenberg editor interface. The browser address bar shows 'gutenberg-wordpress.test'. The left sidebar contains a menu with items: Dashboard, Posts (selected), All Posts, Add New, Categories, Tags, Media, Pages, Comments, Appearance, Plugins (7), Users, Tools, Settings, Gutenberg, and Collapse menu. The main content area features a large heading 'Add title' and a text area with the placeholder 'Write your story'. The text area contains a cursor and three icons: a paragraph icon, a heading icon, and a list icon. At the top right of the editor, there are 'Preview' and 'Publish...' buttons, along with a settings gear icon and a three-dot menu icon. The user's name 'Howdy, admin' is visible in the top right corner of the browser window.

ENTONCES ...

¿QUÉ QUEREMOS? ¿WIX?



¿O QUIZÁS ...?

# ¿LA EVOLUCIÓN DE WORDPRESS?

A screenshot of the WordPress Gutenberg editor interface. The main content area shows a post titled "How the WordPress Gutenberg editor works". The text of the post discusses the release of WordPress 5.0 and the Gutenberg editor. The right sidebar shows the "Document" settings panel with options for Status & Visibility, Post Format, and other settings. The bottom of the screenshot shows the beginning of a new paragraph: "Gutenberg makes it easy to create".

**How the WordPress Gutenberg editor works**

When will WordPress 5.0 come out? Well - we don't know an exact date yet, but it's scheduled for...sometime in 2018.

That's pretty vague - but it also means that the core team is going to wait to get things right before pushing Gutenberg out as the default WordPress editor.

With that being said, you can still install and use the WordPress Gutenberg editor right now as a plugin.

Because Gutenberg is still in beta, we don't recommend that you do this on a live site, though.

---


Gutenberg makes it easy to create

---

¿O QUIZÁS ...?

# ¿LA EVOLUCIÓN DE WORDPRESS?






# WORDCAMP IRUN 2018

Ekaina 2-3 junio



Fernando Tellado  
@fernandot

Ayuda  WordPress



# WORDCAMP IRUN 2018

Ekaina 2-3 junio

# ¡TE TOCA!



Fernando Tellado

@fernandot

Ayuda  WordPress

 SiteGround *yith*